

Meeting:	Safer Bromley Partnership Strategic Group
Date:	13th December 2011
Subject:	Residential Burglary Analysis (April – September 2012)
Author:	Pratheepan Jeyapragasam, Senior Crime Analyst pratheepan.jeyapragasam@bromley.gov.uk

1 SUMMARY

1.1 This report provides an update in relation to the analysis of Burglary between April and September 2012. There are two burglary offences which are covered by the analysis and, therefore, the data is presented under each of these offences:

- Burglary in a Dwelling
- Burglary in Other Buildings

1.2 The analysis indicates a number of key factors in the current pattern of residential burglary and it is proposed that these key factors be tackled in order to facilitate a reduction in offending. Further, the report recognises the importance of analysis of victim data and recommends that further work is undertaken in this area.

2 RECOMMENDATION

2.1 The Strategic Group is asked to note the information contained within this report and comment on the key findings.

2.2 In particular, the Safer Bromley Partnership is asked to commission further analysis to identify the key profiles of victims of Burglary in a Dwelling across the borough.

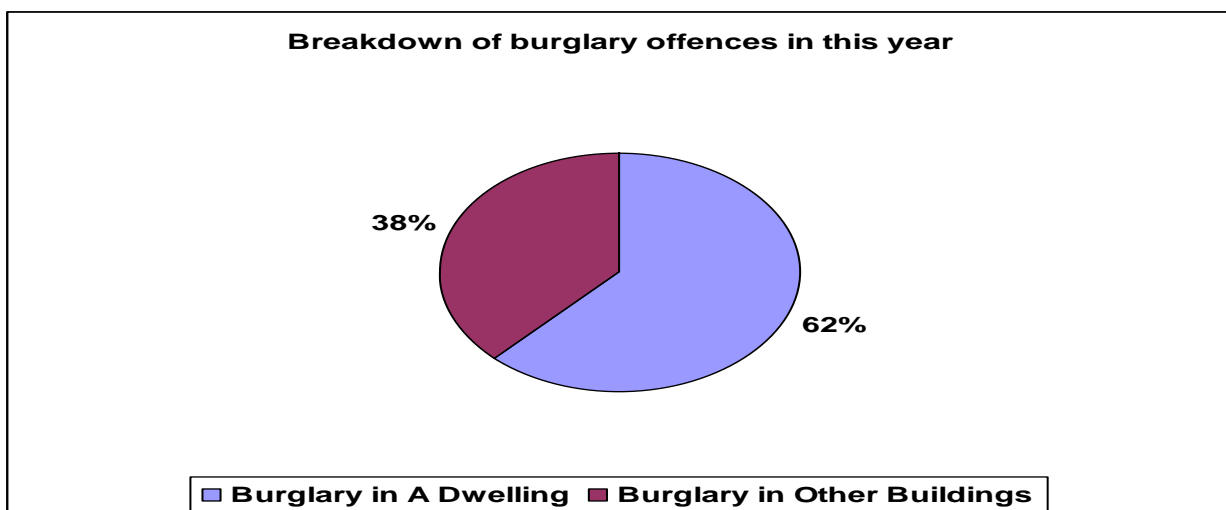
2.3 The Partnership is advised that work be intensified to continue the delivery prevention advice to decrease Burglary offences (to include specific focus in terms of location and offence types). Delivered by Safer Neighbourhood Development Officers.

2.4 Analysis indicates that offences generally occur overnight, therefore it may also be appropriate to review the late night security at some venues, especially those along the borough's borders.

2.5 Continue monitoring trends in details. Of Burglary in a Dwelling and task resources as suggested by that analysis.

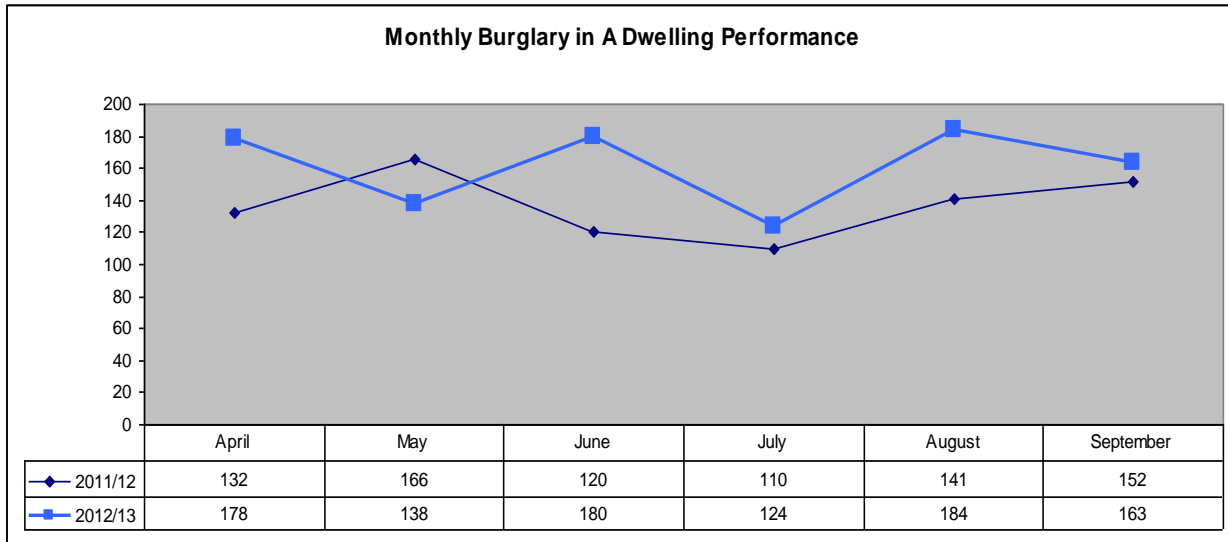
3 BACKGROUND INFORMATION

- 3.1 At the last meeting of the Safer Bromley Partnership, the Performance Management Report revealed a 17% increase in Burglary in the previous quarter. Further, it was noted that Bromley's rate was higher than the London average. This review investigates the reasons for this increase. The data range used for the local analysis part of this investigation is from April to September 2012. Therefore mention of 'this year' refers to the period 1st April 2012 to 30th September 2012.
- 3.2 From April 2012 to June 2012 (Q1), Bromley's rate of Burglary has been substantially higher (162 offences) than the Metropolitan Police average. Between July 2012 (Q2) and September 2012 Bromley's rate was also higher than the average for most similar Metropolitan Police average, although this trend appears to have decreased (94 offences) over the Q2 period.
- 3.3 Chart 1 below shows the proportion of Total Burglary falling into the two types of burglary in this year.

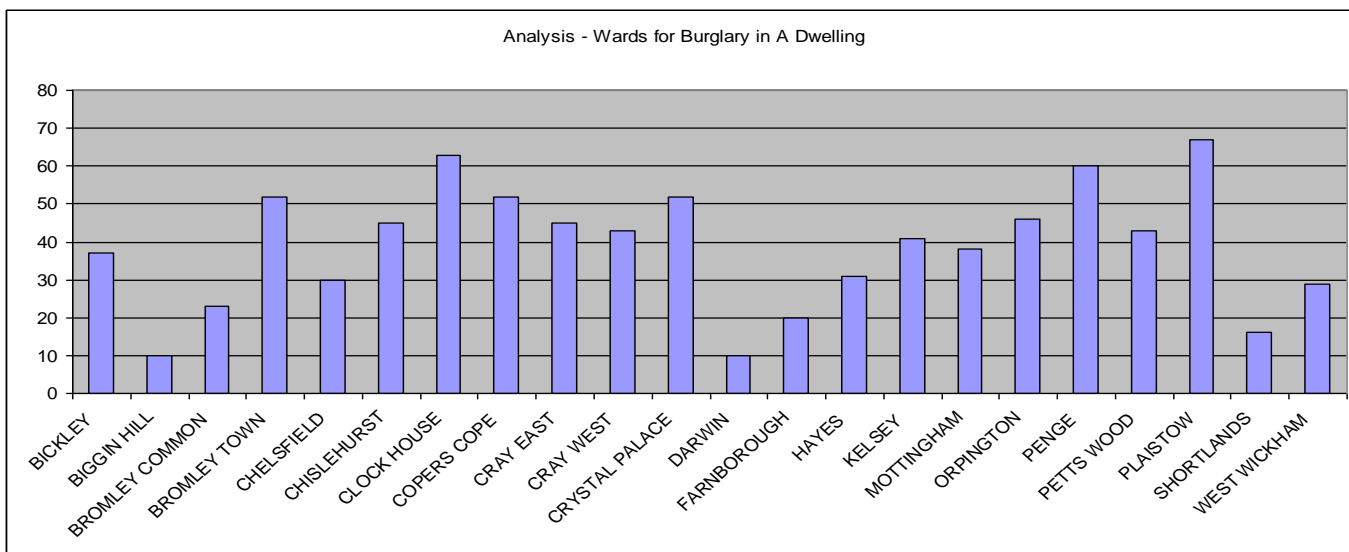


- 3.4 As shown in the Chart above, 62% of burglary offences were Burglary in A Dwelling offences.

Burglary in A Dwelling

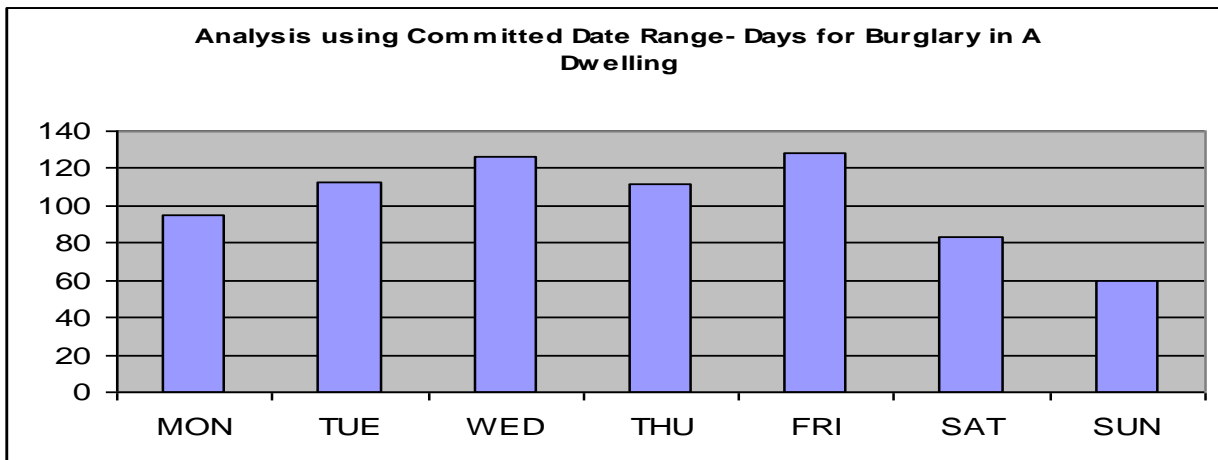


3.5 As shown above, Burglary in a Dwelling Offence numbers peaked in April, June and August this year, which is contrary to the seasonal trends.

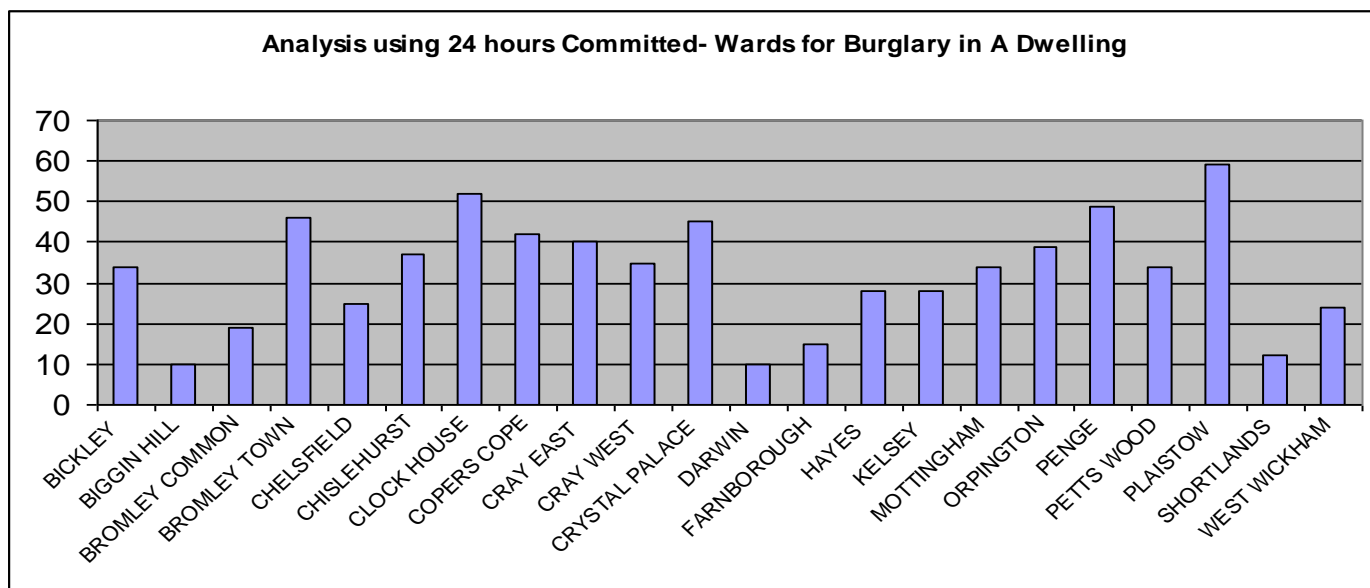


3.6 There are three main hotspot locations for Burglary in a Dwelling, Penge, Clockhouse, and Plaistow. Based on current issues affecting Bromley Borough these locations remain the main focus for the Police.

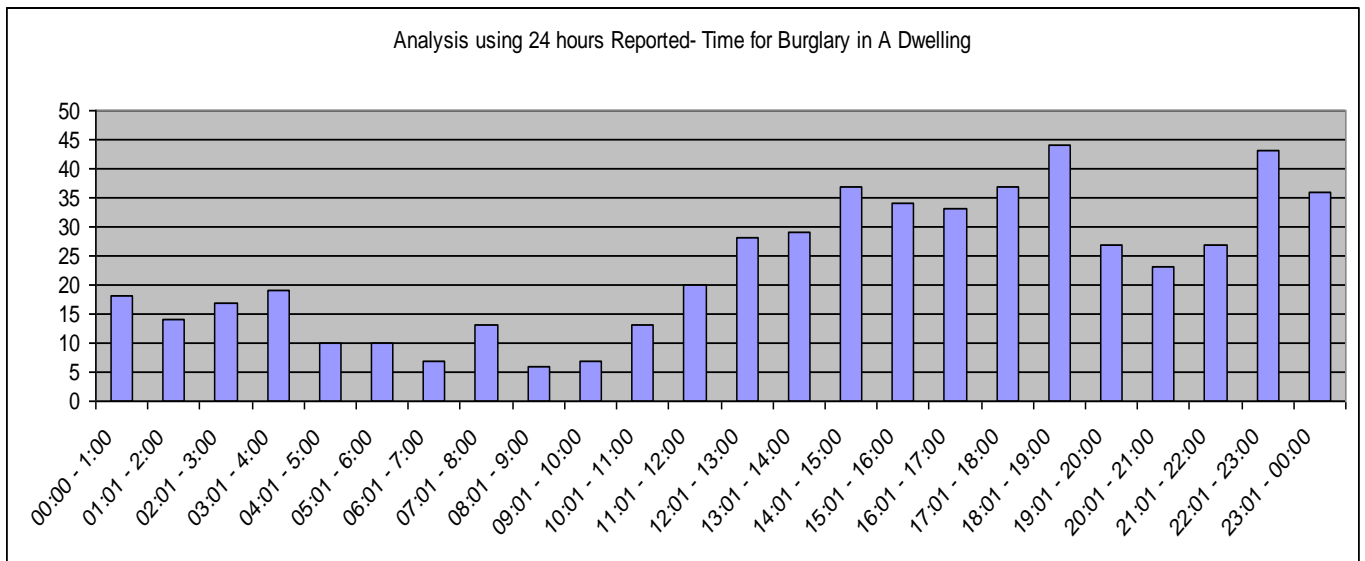
3.7 84% of the total Burglary in a Dwelling Offences were reported within 24 hours period this shows that Burglary actually occurred within the 24 hours.



3.8 Based on the above, 84% offences over the past two Quarters, there is a peak on Friday and Wednesday for offences. However, on further analysis, they are fairly spread out throughout the weekdays. It must be noted that weekend has seen the least number of offences reported.

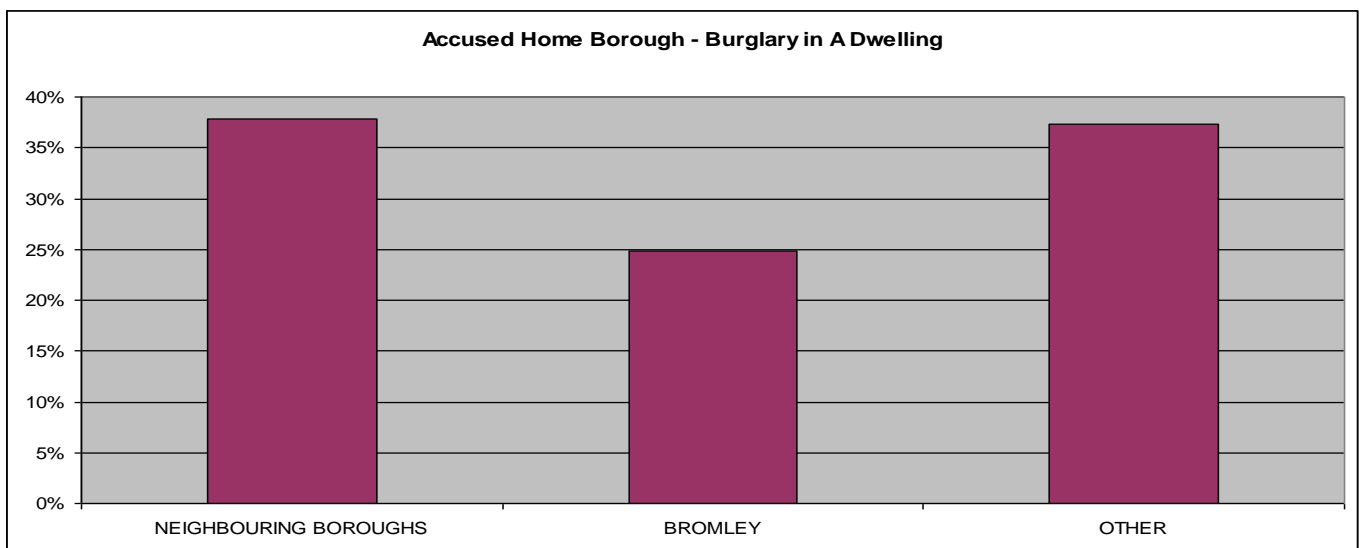


3.9 As shown above, Penge, Clockhouse, and Plaistow were the three main hotspots for Burglary in a Dwelling which was reported within 24 hours.



3.10 Burglary in a Dwelling reports seems to peak between the hours of 18:00 -19:01 and 22:01-23:00, when about 43% of reports were received during 18:01-23:00 period, of these 84% of the properties were empty more than one hour.

3.11 136 Burglary in a Dwelling offences were reported to police in this reporting period where properties were empty when this crime happened.



3.12 As can be seen 75% of accused offenders live out of Borough mainly, 28% live in Greenwich and another 28% live other Police force areas.

3.13 There were no specific targets victims identified, in general there were some vacant properties targeted either renovated or residents on holiday